

Universal
vertical mount



JL mount

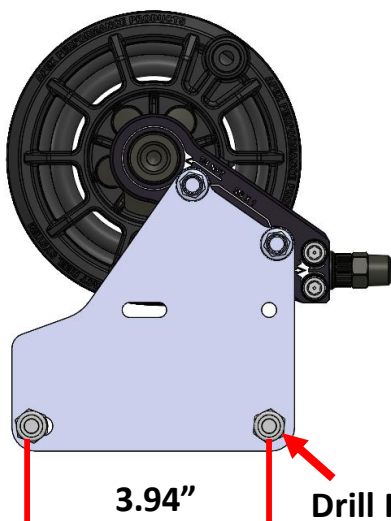
INSTRUCTIONS

JL/Vertical Mount

roll cage mounting bracket

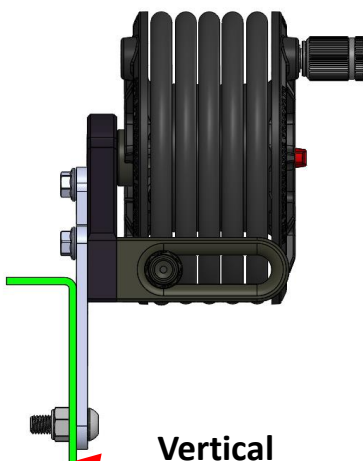
Bolt hole span for vertical mount

MORE INFORMATION
AND VIDEOS



3.94"
100mm

Drill Panel 2X
9mm or 5/16"



Vertical
mount

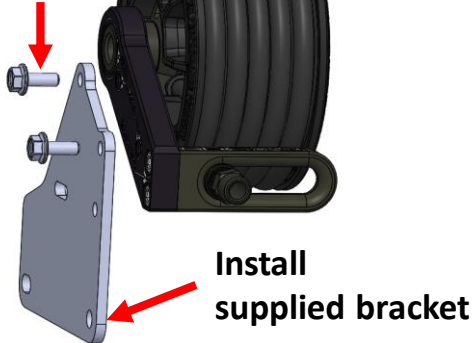


CRS Compact Reel System

JL roll cage bracket install

1


4X M6 - 1.0 x
16mm screws
5 ft lbs



Measure panel for cut

Use masking
tape for layout

bottom



Use sharp razor blade
Cut both sides as shown



Cut panel

Use straight edge to guide razor
blade. Cut lightly and multiple
times. Once halfway through
bend down 45 degrees, and then
finish cut.



Completed
cut



Install supplied bolts
using 5mm hex.
2X M8 - 1.25 x 25mm
screws 10 ft lbs

Reinstall
trim plate

